











B2B Transparency Report

Reviewed by Saphe: 12/20/2023
 Producer: Coastal Green CBD LLC
 Product Name: Coastal Green – 30mg Delta 9 Ginger Lime Shot
 Batch ID: (RE76)(RE78)(E44)H46
 Product Expiration: 06/18/2024

 Seed/Clone		
Verified Lab COA	Licensed Producer	Certified Seed
N/A		N/A

 Biomass		
Verified Lab COA	Licensed Producer	Cultivation Practices
		

 Extract		
Verified Lab COA	Licensed Producer	Extraction Practices
		

 Final Formulation		
THC Compliant (≥0.3%)	CBD Potency	Tested for Contam.
		

01. Seed/Clone Documentation	
Supplier Name:	Confidential
Lab Name:	N/A

02. Biomass Documentation	
Supplier Name:	Confidential
Lab Name:	Internal

03. Extract Documentation	
Supplier Name:	Confidential
Lab Name:	Gobi Hemp, CO

04. Final Formulation	
Supplier Name:	Confidential
Lab Name:	Gobi Hemp, CO

License	Verified (Y/N)
- Oregon Hemp Seed Registration - Colorado Industrial Hemp	Yes

License	Verified (Y/N)
- Oregon Hemp Grower - Colorado Industrial Hemp	Yes

License	Verified (Y/N)
- Oregon Hemp Handler - Colorado Food Processor	Yes

License	Verified (Y/N)
Tennessee Food Processor License	Yes

Testing Documentation	Verified (Y/N)

Testing Documentation	Verified (Y/N)
Potency	Yes

Testing Documentation	Verified (Y/N)
Potency: THC & CBD	Yes

Testing Documentation	Verified (Y/N)
Potency: THC & CBD	Yes
Pesticides	Yes
Heavy Metals	Yes
Mycotoxins	Yes
Mold/Microbials	Yes

Certifications	Verified (Y/N)
USDA Organic	Yes

Certifications	Verified (Y/N)
USDA Organic	Yes

Certifications	Verified (Y/N)
GMP Certified	Yes
Kosher	Yes
ISO 9001:2015	Yes
FDA Registered	Yes
Non-GMO	Yes

Certifications	Verified (Y/N)

Gobi Hemp - Certificate of Analysis



Manifest: 2312120004
Sample ID: 1A-GHEMP-2312120004-0002
Sample Name: 30mg D9 Ginger Lime Shot - (RE76)(RE78)(E44)H46
Sample Type: Infused (edible)
Client ID: CID-50292
Client: Coastal Green CBD LLC
Address: PO Box 8148 Myrtle Beach SC 29578

Test Performed: Potency
Report No: P-2312120004-V3
Receive Date: 2023-12-12
Test Date: 2023-12-12
Report Date: 2023-12-14
Sample Condition: Good
Method Reference: GH-OP-06

Scope: The content of 21 cannabinoids was determined by an in-house developed method certified by CDPHE for solvent extraction followed by High Performance Liquid Chromatography with Diode Array Detection.

	mg/unit	mg/g
Total THC	32.97	0.37
Total CBD	32.96	0.37
Total CBG	ND	ND
Total Cannabinoids	65.92	0.73
Total THC:CBD Ratio	1.00 : 1	
Net Weight (g)	90.00	

Total CBD = CBD + (CBDA x 0.877); Total CBG = CBG + (CBGA x 0.877)
 Total THC = Δ⁹ THC + (THCA x 0.877)

Cannabinoids	mg/unit	mg/g
CBDVA	ND	ND
CBDV	ND	ND
CBDA	ND	ND
CBGA	ND	ND
CBG	ND	ND
CBD	32.96	0.37
Δ ⁹ THCV	ND	ND
Δ ⁹ THCVA	ND	ND
CBN	ND	ND
CBNA	ND	ND
EXO-THC	ND	ND
Δ ⁹ THC	32.97	0.37
Δ ⁸ THC	ND	ND
Δ ¹⁰ -S THC	ND	ND
CBL	ND	ND
Δ ¹⁰ -R THC	ND	ND
CBC	ND	ND
Δ ⁹ THCA	ND	ND
CBCA	ND	ND
CBLA	ND	ND
CBT	ND	ND

ND - not detected; T - trace; ULOQ - upper limit of quantitation;

Lab Comments:

Jon Person Director of Communication

2023-12-14

Date



This report has been prepared by Gobi Hemp Laboratory exclusively for our Client and their Authorized Representatives. All analytical work is conducted in accordance with a mutually agreed upon scope of work and the terms and conditions as expressed in the Gobi Hemp Laboratory Service Agreement. This report is not to be reproduced in whole or in part without prior written approval. The results shown on this report relate only to the samples submitted to the laboratory. Estimated Uncertainty available upon request. Only cannabinoids included in the table above are ISO/IEC 17025:2017 accredited.

• Gobi Hemp •
 • 3940 Youngfield St. • Wheat Ridge CO 80033 • ISO/IEC 17025:2017 Accredited • (303) 955-4934 •



PJLA
 Testing
 Accreditation #103051

Gobi Hemp

Microbial Contaminant Report - Certificate of Analysis



Manifest: 2312120004
Sample ID: 1A-GHEMP-2312120004-0002
Sample Name: 30mg D9 Ginger Lime Shot - (RE76)(RE78)(E44)H46
Sample Type: Infused (edible)
Client ID: CID-50292
Client: Coastal Green CBD LLC
Address: PO Box 8148 Myrtle Beach SC 29578

Test Performed: Hemp Lab
Report No: M-2312120004-V1
Receive Date: 2023-12-12
Test Date: 2023-12-12
Report Date: 2023-12-15
Sample Condition: Good
Method Reference: MBH-OP-02, MBH-OP-03, MBH-OP-05, MBH-OP-10, MBH-OP-11

Scope: Contaminant testing for the identified pathogens *Salmonella spp.* and *Shiga Toxin Virulence Genes, O26,O45, O103, O111, O121, O145 and O157:H7 serogroups of Escherichia coli* (STEC) was performed through Polymerase Chain Reaction (PCR) presumptive experimentation, and confirmed through cultural methodology where applicable. Results for *Salmonella spp.* and STEC are represented as a negative or positive determination, a negative result indicating no detection of the respective contaminant.

Total Yeast and Mold Count (TYMC)/Total Aerobic Count(TAC)/Total Coliform Count (TCC) were determined through 3M™ Petrifilm™ plating technology. The TYMC/TAC/TCC is represented as a count in colony forming units per gram (cfu/g).

Microbial Contaminants	Results
<i>Salmonella spp.</i>	ND
STEC	ND
Total Yeast and Mold	<100 CFU/g
Total Aerobic	<100 CFU/g
Total Coliform	<100 CFU/g

STEC - shiga toxin-producing *Escherichia coli*; TYMC - total yeast and mold count; TAC - Total Aerobic Count; TCC - Total Coliform Count; NT - Not Tested;

Lab Comments:

Jon Person Director of Communication

2023-12-15

Date



This report has been prepared by Gobi Hemp Laboratory exclusively for our Client and their Authorized Representatives. All analytical work is conducted in accordance with a mutually agreed upon scope of work and the terms and conditions as expressed in the Gobi Hemp Laboratory Service Agreement. This report is not to be reproduced in whole or in part without prior written approval. The results shown on this report relate only to the samples submitted to the laboratory. Estimated Uncertainty available upon request.



Gobi Hemp

Analytical Report - Certificate of Analysis



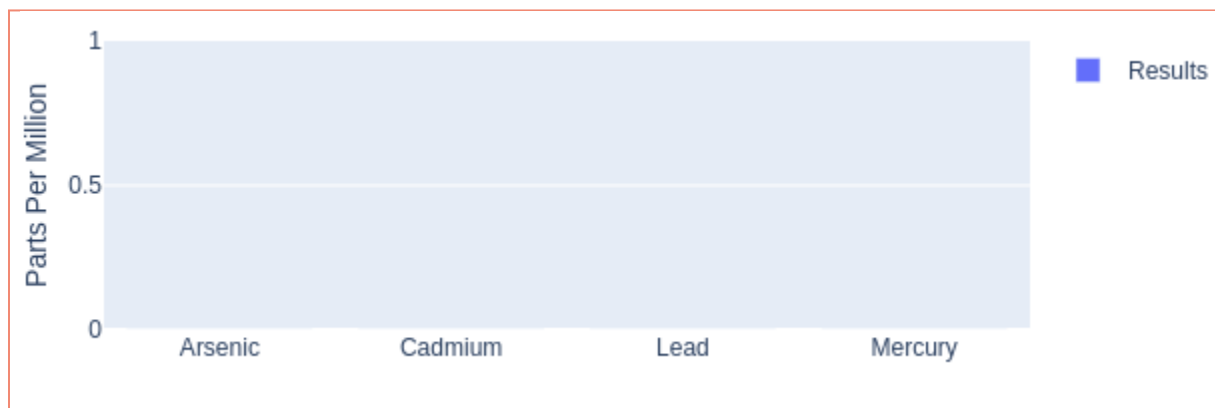
Manifest: 2312120004
Sample ID: 1A-GHEMP-2312120004-0002
Sample Name: 30mg D9 Ginger Lime Shot - (RE76)(RE78)(E44)H46
Sample Type: Infused (edible)
Client ID: CID-50292
Client: Coastal Green CBD LLC
Address: PO Box 8148 Myrtle Beach SC 29578

Test Performed: Hemp Lab
Intended Use: Oral Consumption or Audited Product
Report No: MT-2312120004-V1
Receive Date: 2023-12-12
Test Date: 2023-12-14
Report Date: 2023-12-15
Sample Condition: Good
Method Reference: GH-OP-17

Scope: Arsenic, Cadmium, Lead and Mercury were determined by an Inductively Coupled Plasma Mass Spectrometer (ICP-MS) using an in-house developed method.

Elemental Impurities	LOD (ppm)	LOQ (ppm)	Parts Per Million (ppm)
Arsenic	0.007	0.025	ND
Cadmium	0.003	0.01	ND
Lead	0.003	0.01	ND
Mercury	0.0009	0.003	ND

ND - not detected; T - trace; ULOQ - upper limit of quantitation; LOD - limit of detection; LOQ - limit of quantitation



Lab Comments:

Jon Person

Jon Person Director of Communication

2023-12-15

Date



This report has been prepared by Gobi Hemp Laboratory exclusively for our Client and their Authorized Representatives. All analytical work is conducted in accordance with a mutually agreed upon scope of work and the terms and conditions as expressed in the Gobi Hemp Laboratory Service Agreement. This report is not to be reproduced in whole or in part without prior written approval. The results shown on this report relate only to the samples submitted to the laboratory. Estimated Uncertainty available upon request. Sample(s) tested at Gobi Analytical.



Gobi Hemp

Analytical Report - Certificate of Analysis



Manifest: 2312120004
Sample ID: 1A-GHEMP-2312120004-0002
Sample Name: 30mg D9 Ginger Lime Shot - (RE76)(RE78)(E44)H46
Sample Type: Infused (edible)
Client ID: CID-50292
Client: Coastal Green CBD LLC
Address: PO Box 8148 Myrtle Beach SC 295783

Test Performed: Hemp Lab
Report No: R-2312120004-V1
Receive Date: 2023-12-12
Test Date: 2023-12-14
Report Date: 2023-12-20
Sample Condition: Good
Method Reference: GH-OP-16

Scope: Ochratoxin and Total Aflatoxin were quantified using liquid chromatography coupled to multiple mass spectrometry (LC-MS/MS) equipped with electrospray ionization (ESI) in positive mode after sample extraction. Identification was based on the retention time of each compound and the product mass generated using single reaction monitoring (SRM). Quantitation was determined using external calibration.

Mycotoxins	LOD (ppm)	LOQ (ppm)	Reporting Limits (ppm)	Parts Per Million (ppm)
Aflatoxin G2	0.0019	0.0050	0.0050	ND
Aflatoxin G1	0.0011	0.0050	0.0050	ND
Aflatoxin B2	0.0017	0.0050	0.0050	ND
Aflatoxin B1	0.0015	0.0050	0.0050	ND
Ochratoxin A	0.0033	0.0050	0.0050	ND

ND - not detected; T - trace; ULOQ - upper limit of quantitation; LOD - limit of detection; LOQ - limit of quantitation



Lab Comments:

Kristen Kenworthy, Laboratory Operations Manager

2023-12-20

Date



This report has been prepared by Gobi Hemp Laboratory exclusively for our Client and their Authorized Representatives. All analytical work is conducted in accordance with a mutually agreed upon scope of work and the terms and conditions as expressed in the Gobi Hemp Laboratory Service Agreement. This report is not to be reproduced in whole or in part without prior written approval. The results shown on this report relate only to the samples submitted to the laboratory. Estimated Uncertainty available upon request.



Gobi Hemp - Certificate of Analysis



Manifest: 2312120004
Sample ID: 1A-GHEMP-2312120004-0002
Sample Name: 30mg D9 Ginger Lime Shot - (RE76)(RE78)(E44)H46
Sample Type: Infused (edible)
Client ID: CID-50292
Client: Coastal Green CBD LLC
Address: PO Box 8148 Myrtle Beach SC 29578

Test Performed: Hemp Lab
Report No: PE-2312120004-V1
Receive Date: 2023-12-12
Test Date: 2023-12-19
Report Date: 2023-12-20
Sample Condition: Good
Method Reference: GH-OP-11

Scope: The content of 60 pesticides were quantified using liquid chromatography coupled to multiple mass spectrometry (LC-MS2) equipped with electrospray ionization (ESI) in positive mode after sample extraction using methodology based on AOAC 2007 and EN 15662 standard procedures. Identification was based on the retention time of each compound and the product mass generated using single reaction monitoring (SRM), and quantitation was determined using external standard calibration.

Analyte	Reporting Level µg/g	µg/g	Analyte	Reporting Level µg/g	µg/g
Avermectin B1a	0.1	ND	Hexythiazox	0.1	ND
Acephate	0.1	ND	Imazilil	0.1	ND
Acetamiprid	0.1	ND	Imidacloprid	0.1	ND
Aldicarb	0.1	ND	Kresoxim Methyl	0.1	ND
Azoxystrobin	0.1	ND	Malathion	0.1	ND
Bifenazate	0.1	ND	Metalaxyl	0.1	ND
Bifenthrin	0.1	ND	Methiocarb	0.1	ND
Boscalid	0.1	ND	Methomyl	0.1	ND
Captan	0.1	ND	Mevinphos*	0.1	ND
Carbaryl	0.1	ND	MGK-264	0.1	NT
Carbofuran	0.1	ND	Myclobutanil	0.1	ND
Chlorantraniliprole	0.1	ND	Oxamyl	0.1	ND
Chlordane	0.1	ND	Paclbutrazol	0.1	ND
Chlorpyrifos	0.1	ND	Pentachloronitrobenzene	0.1	ND
Clofentazine	0.1	ND	Permethrin*	0.1	ND
Coumaphos	0.1	ND	Imidan(Phosmet)	0.1	ND
Baythroid (Cyfluthrin)*	0.1	NT	Piperonyl Butoxide	0.1	ND
Cypermethrin*	0.1	NT	Propiconazole	0.1	ND
Dichlorvos	0.1	ND	Propuxor	0.1	ND
Diazinon	0.1	ND	Pyrethrin*	0.1	ND
Dimethoate	0.1	ND	Pyridaben	0.1	ND
Dimethomorph*	0.1	ND	Spinetoram	0.1	ND
Prophos	0.1	ND	Spinosad*	0.1	ND
Etofenprox	0.1	ND	Spiromefesin	0.1	ND
Etoxazole	0.1	ND	Spirotetramat	0.1	ND
Fenhexamid	0.1	ND	Spiroxamine	0.1	ND
Fenoxycarb	0.1	ND	Tebuconazole	0.1	ND
Fenpyroximate	0.1	ND	Thiacloprid	0.1	ND
Fipronil	0.1	ND	Thiamethoxam	0.1	ND
Fonicamid	0.1	ND	Trifloxystrobin	0.1	ND
Fludioxonil	0.1	ND			

NT - not tested; ND - not detected above Reporting Level; T - trace; * Total of Isomers

Lab Comments:

Kristen Kenworthy, Laboratory Operations Manager

2023-12-20

Date



This report has been prepared by Gobi Hemp Laboratory exclusively for our Client and their Authorized Representatives. All analytical work is conducted in accordance with a mutually agreed upon scope of work and the terms and conditions as expressed in the Gobi Hemp Laboratory Service Agreement. This report is not to be reproduced in whole or in part without prior written approval. The results shown on this report relate only to the samples submitted to the laboratory. Estimated Uncertainty available upon request.